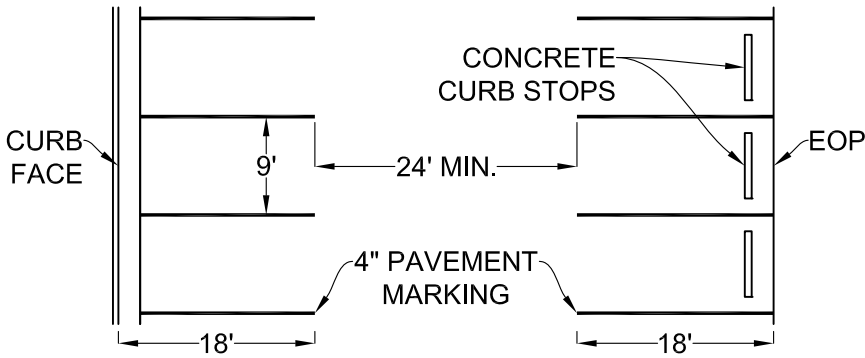
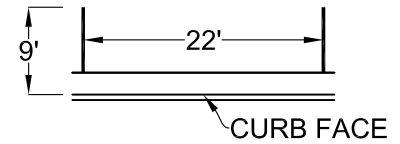


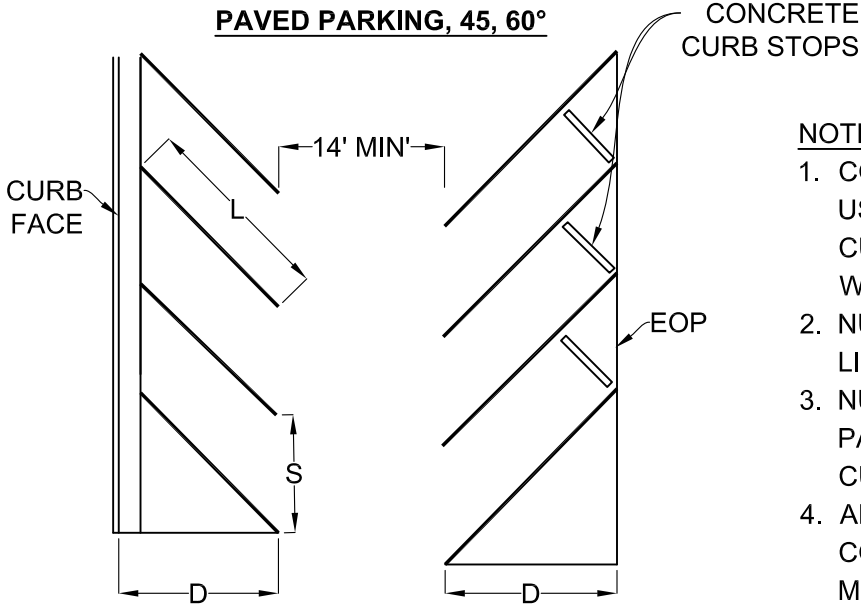
PAVED PARKING, 90°



PAVED PARKING, PARALLEL



PAVED PARKING, 45, 60°



ANGLE	(D) STALL DEPTH	(S) STALL WIDTH	(L) LINEAR DEPTH
45°	12.70 Feet	9 Feet	18 Feet
60°	15.60 Feet	9 Feet	18 Feet

NOTES FOR PAVED PARKING LOTS:

1. CONCRETE STOP NOT REQUIRED IF CURB IS USED. IF SIDEWALK IS AGAINST BACK OF CURB, A MINIMUM 6' WIDTH IS REQUIRED WITHOUT CURB STOPS.
2. NUMBER OF REQUIRED PARKING SPACES IS LISTED IN CHAPTER 9 OF THE UDO
3. NUMBER OF REQUIRED ADA SPACES FOR PAVED PARKING AREAS ARE LISTED IN THE CURRENT NC BUILDING CODE.
4. ALL ADA PARKING SPACES MUST DIRECTLY CONNECT TO PUBLIC ACCESS ROUTES THAT MEET ADA REQUIREMENTS.
5. ADA PARKING SPACES MUST MEET ADA DIMENSIONS.
6. ALL REGULATORY PAVEMENT MARKINGS SHALL BE THERMOPLASTIC, INCLUDING CROSSWALKS, STOP BARS, AND DIRECTIONAL ARROWS.
7. IF COMPACT SPACES ARE UTILIZED, STANDARD PARKING DIMENSIONS MAY BE REDUCED TO A WIDTH OF 8' AND A LENGTH OF 16'.



TOWN of
WAKE FOREST

TOWN OF WAKE FOREST, NC
Manual of Specifications, Standards and Design

PARKING STALL LAYOUT

Scale:
NOT TO SCALE

Revision Date:
Dec 2019

Detail #:

9.21

Sheet #:
1 of 1